

A stylized image of a planet's horizon with a bright sun or star rising behind it, creating a lens flare effect. The planet is dark blue/black, and the sun is a bright white point of light with radiating lines.

BEYOND HORIZONS

Q1 2023

MAY 3RD, 2023

Q1 2023 KEY TOPICS



HIGHLIGHTS Q1

- 27.5 percent **growth in revenue** compared to the previous year
- A **challenging supply chain environment** requires extra focus
- **Rate ramp** up across the industry confirmed but **with adjusted pace** due to supply chain
- **Significant airplane deals** concludes in India (400 AC) and Saudi-Arabia (150 AC) **benefiting FACC's long term backlog**
- Conclusion of a **syndicated loan in the amount of EUR 225 million** with long-term financing partners to continue future growth course
- Planning for **FACC Croatia extension** on track with groundbreaking schedules in Q2/2023

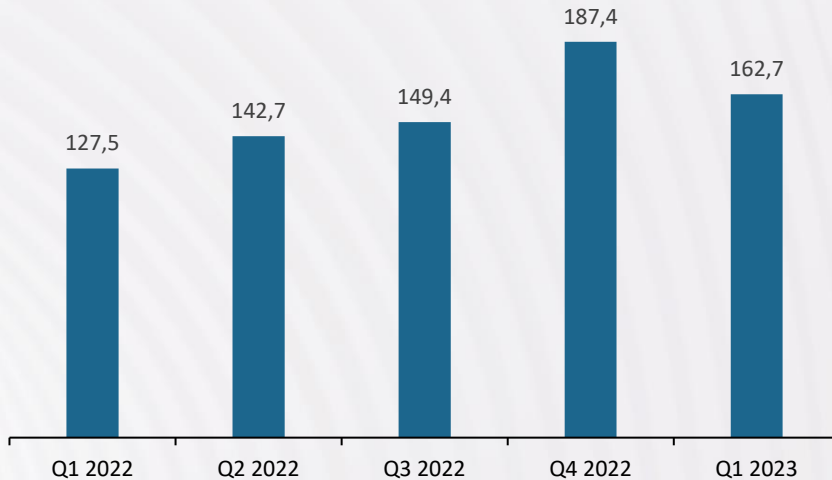
FINANCIALS

REVENUES AND EBIT

Strong revenue growth compared to the previous year

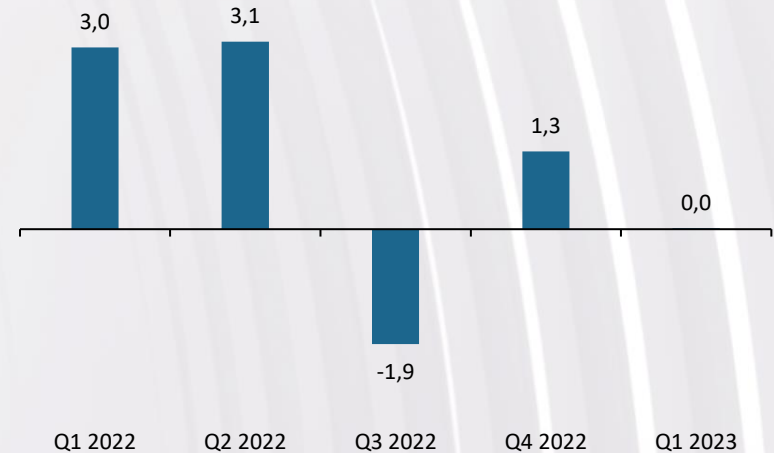
Revenues development

in million EUR



Reported EBIT development

in million EUR

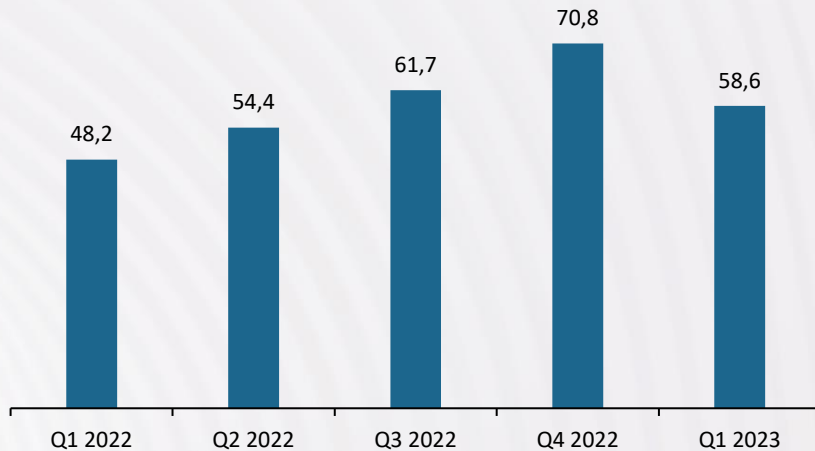


AEROSTRUCTURES

Airbus A320 family continue to be the main project in terms of revenue

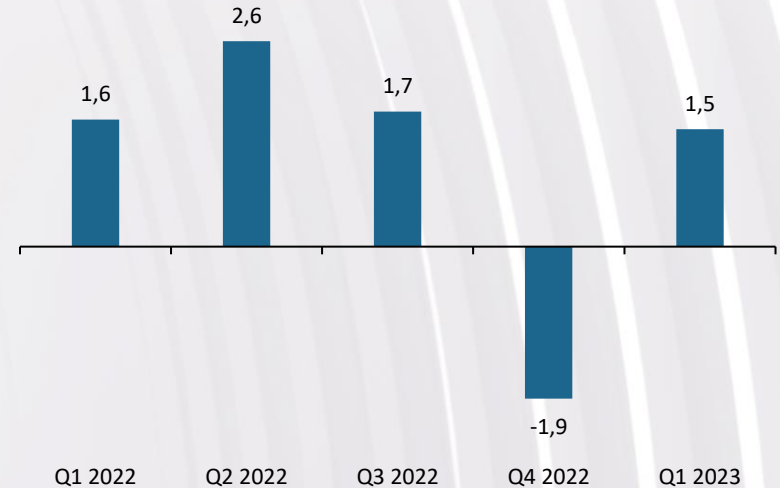
Revenues development

in million EUR



Reported EBIT development

in million EUR

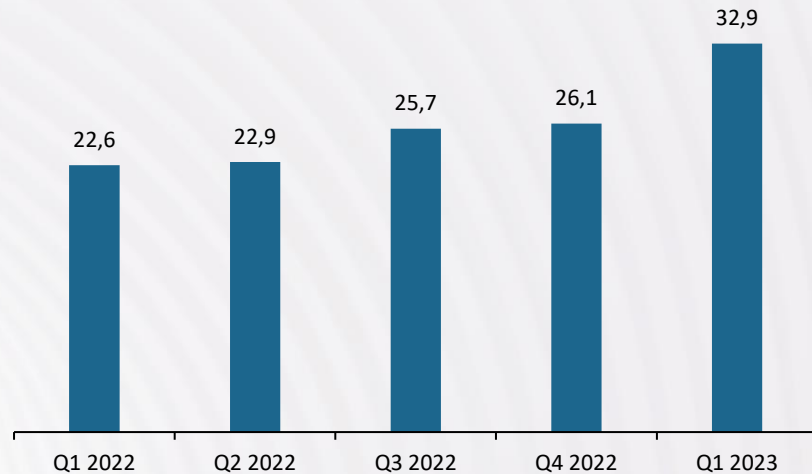


ENGINES & NACELLES

Sustainable rate increase of all programs

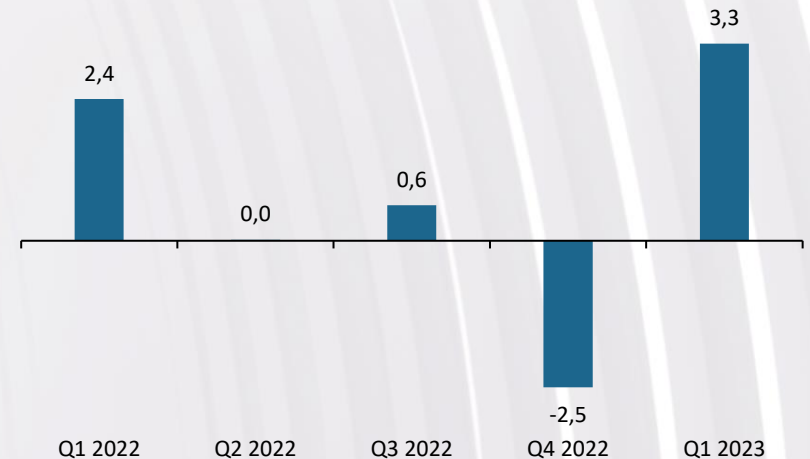
Revenues development

in million EUR



Reported EBIT development

in million EUR

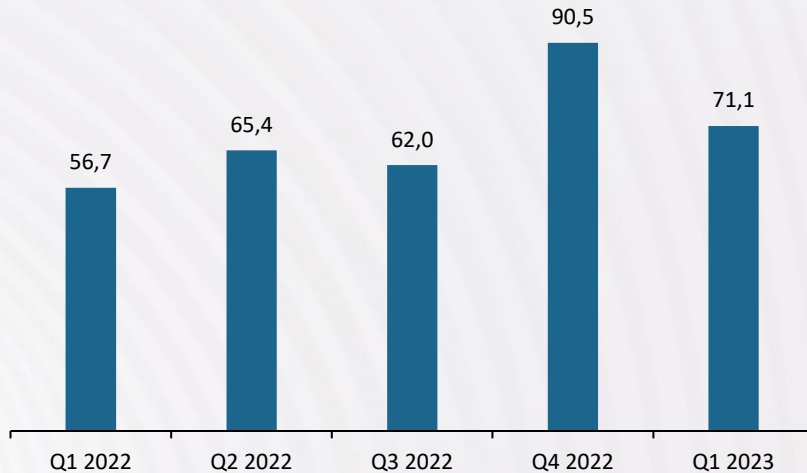


CABIN INTERIORS

Negative EBIT in the first quarter

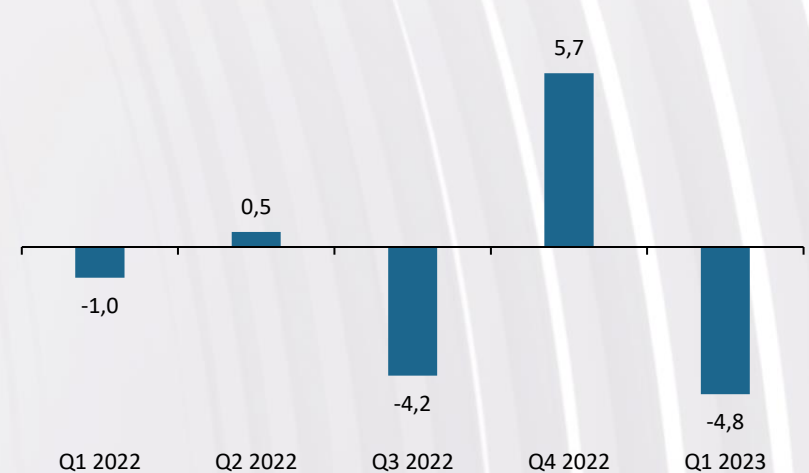
Revenues development

in million EUR



Reported EBIT development

in million EUR

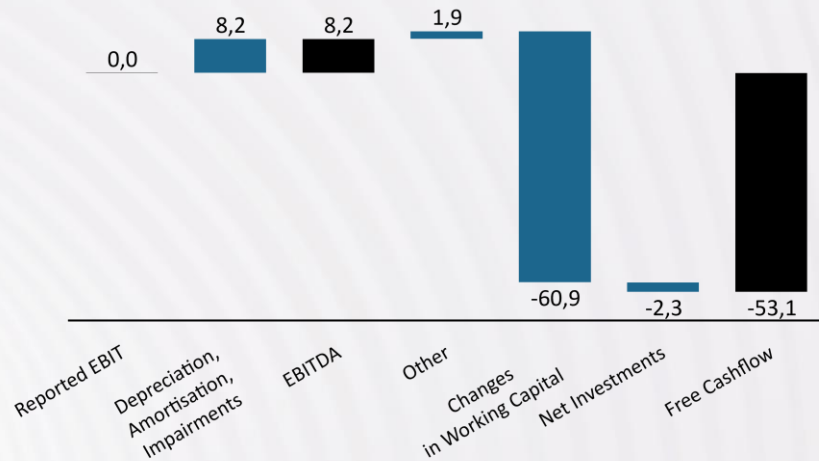


FREE CASHFLOW

Strong increase in working capital

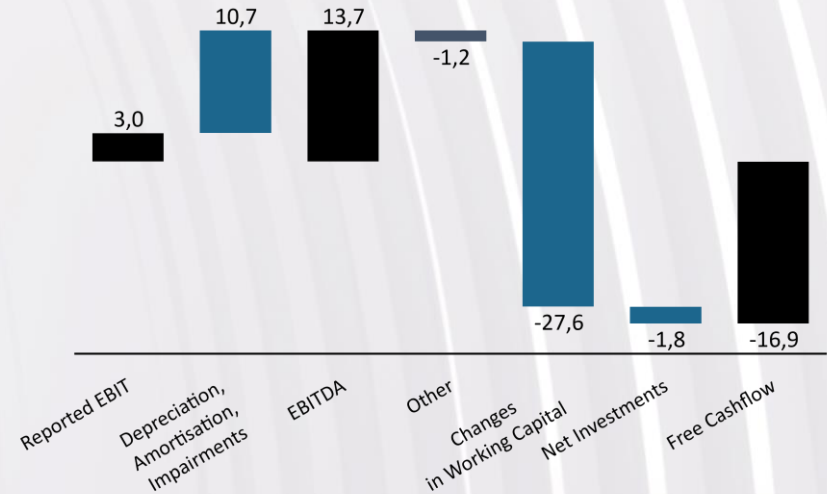
Q1 2023

in million EUR



Q1 2022

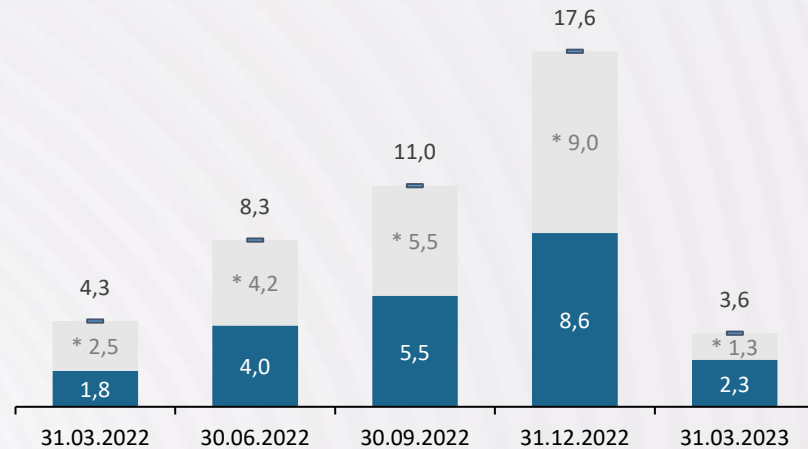
in million EUR



CASH FLOW

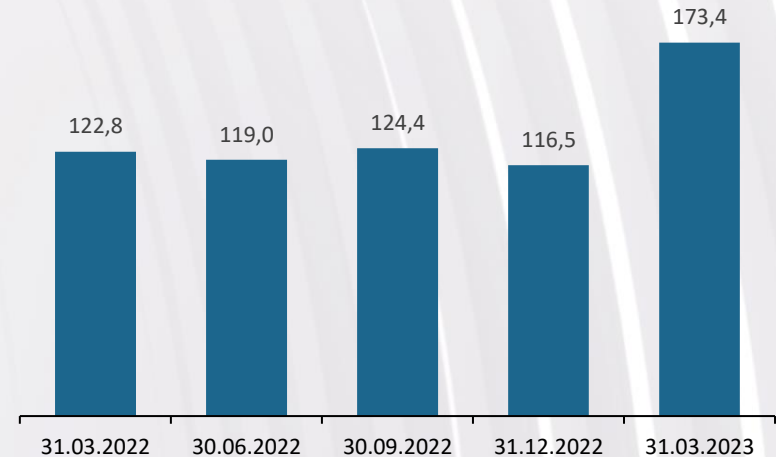
Investments

in million EUR



Net Working Capital

in million EUR



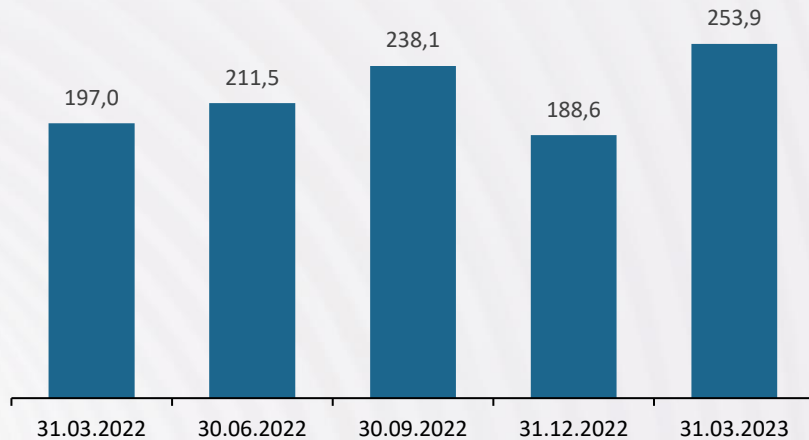
*Additions contract costs (re-classification since 31.12.2021)

BALANCE SHEET KEY FIGURES

Development of capital figures

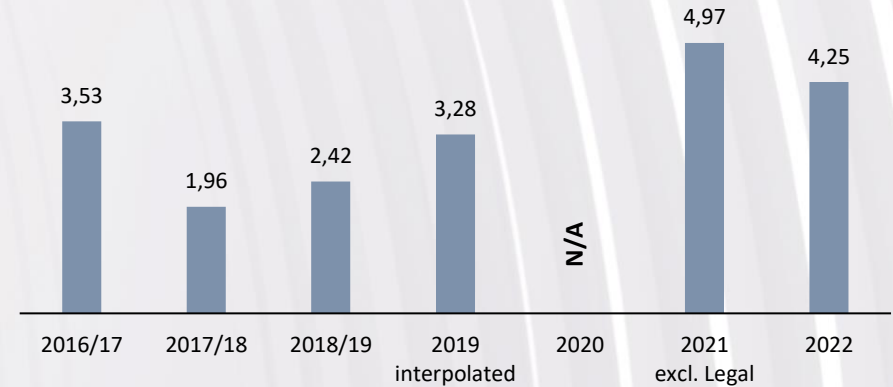
Net Debt

in million EUR



Leverage Development

ratio



* Value is based on an extrapolation of EBITDA to twelve months

OUTLOOK

STRENGTH THROUGH DIVERSITY





We are seeing a positive market development:

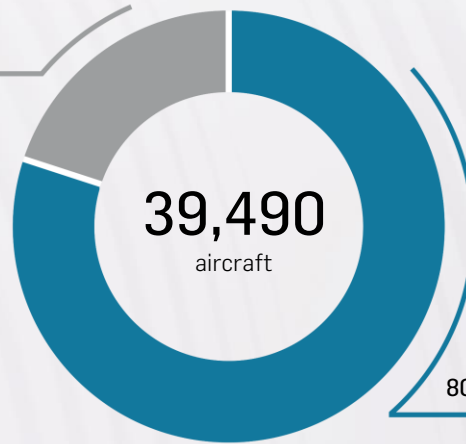
- Global recovery in air traffic
- Orders from major airlines such as Air India or Saudi Arabia
- Construction rates are continuing to rise
- Demand for wide-body airplanes start to pick-up
- Demand for 40,000 new aircraft by 2041 reconfirmed

SINGLE-AISLE DOMINATES MARKET

A320, B737, A220 & C919 ARE DOMINATING THE DEMAND

20% TYP WIDE-BODY

7,870 Aircraft
A350, B787, B777



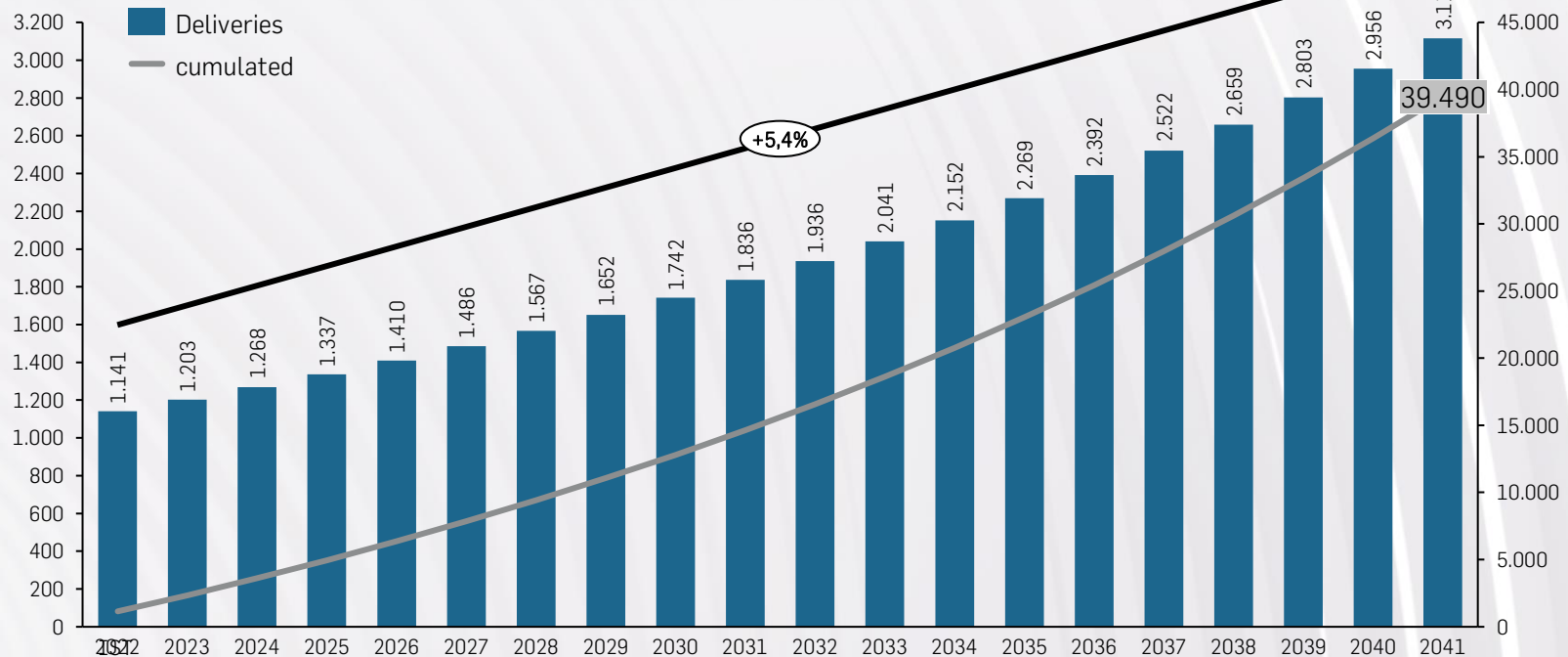
80% TYPE SINGLE-AISLE

31,620 Aircrafts
A320 Family & B737

Source: Airbus GMF
Passenger aircraft with more than 100 seats and
cargo aircraft with a payload of more than 10 tons.

AIRCRAFT DEMAND

39.490 DELIVERIES UNTIL 2041 – CAGR 2022-2041: +5,4%



Source: Airbus GMF
Passenger aircraft with more than 100 seats and
cargo aircraft with a payload of more than 10 tons.

KEY PRIORITIES 2023

Outlook

- **Focus on Industry Ramp up** and fully support OEM industry needs
- **Increase Efficiency on start-up programs** as planned for 2023 FY
- **Focus on Cash Flow & Profitability** increase
- **Reduction of Net Debt** through optimization working capital
- **Start Croatia plant extension** in second quarter of 2023 to support of Interior Turnaround
- **Capital increase during Annual General Meeting** to finance FACC's future business growth
- Benefit from positive industry development and **increase Market Share** in Aerostructures & Engines / Nacelles



THANK YOU!

DISCLAIMER

- This document contains forward-looking statements. Words such as 'outlook', 'believe', 'intend', 'anticipate', 'plan', 'expect', 'objective', 'goal', 'estimate', 'may', 'will' and similar expressions often identify these forward-looking statements.
- Forward-looking statements are subject to future events, risks and uncertainties - currently known or unknown. Actual results, performance or events may therefore differ materially from those expressed or implied in these forward-looking statements.
- Neither FACC nor any other person assumes responsibility for the accuracy or completeness of any forward-looking statements. FACC will not update these forward-looking statements in order to reflect changes to facts, assumptions or expectations.
- This document or statements related to it do not constitute an offer, recommendation or invitation to purchase or sell securities of FACC.