

A stylized image of a planet's horizon with a bright sun or star rising behind it, creating a lens flare effect. The planet is dark blue/black, and the sun is a bright white point of light with radiating lines.

# BEYOND HORIZONS

Q1 2024

MAY 8TH, 2024

# Q1 2024 KEY TOPICS

# HIGHLIGHTS Q1 2024

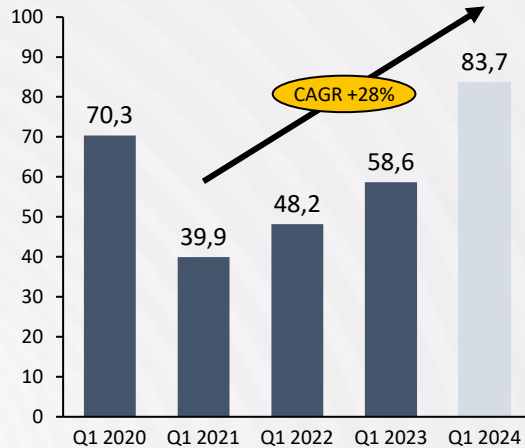
- **2024** marks the **35th anniversary** of FACC
- **Revenue growth of 24.4 percent** compared to the first quarter of 2023
- **EBIT increase to EUR 9.90 million**
- **Headcount** successfully expanded to **3,612** (+602 FTEs compared to Q1 2023)
- Customer demand confirms further **production rate increases**
- **2024 revenue guidance confirmed (+10–15 percent yoy)**

# DEVELOPMENT OF THE DIVISIONS

ALL BUSINESS SEGMENTS GROW IN LINE WITH THE MARKET [Q1 YTD]

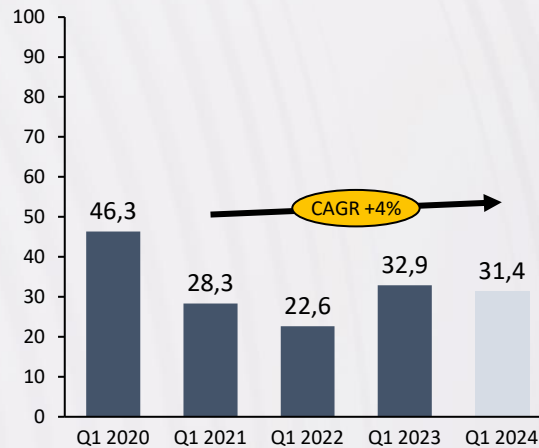
## Aerostructures

Revenue in million EUR



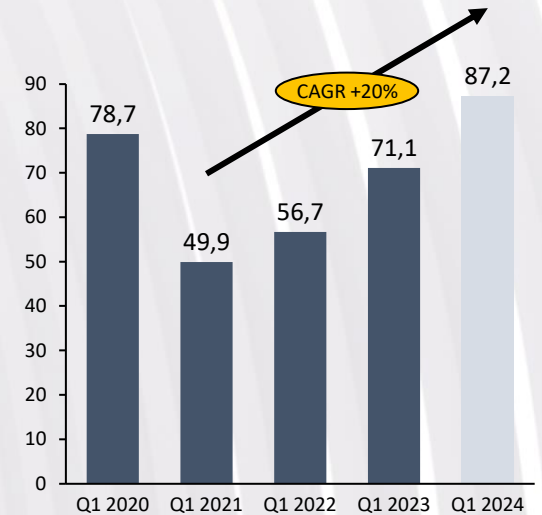
## Engines & Nacelles

Revenue in million EUR



## Interiors

Revenue in million EUR



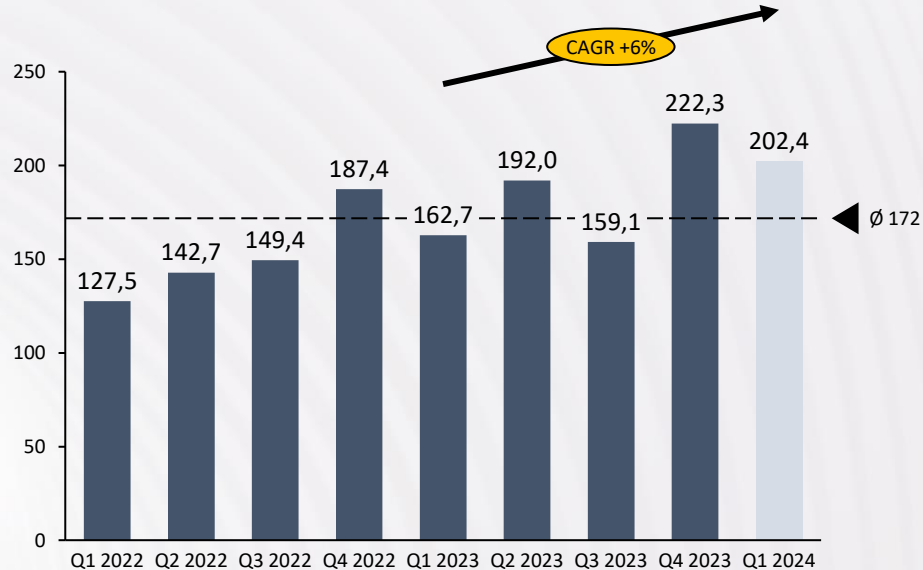
# FINANCIALS

# REVENUES AND EBIT

Are in line with management expectations

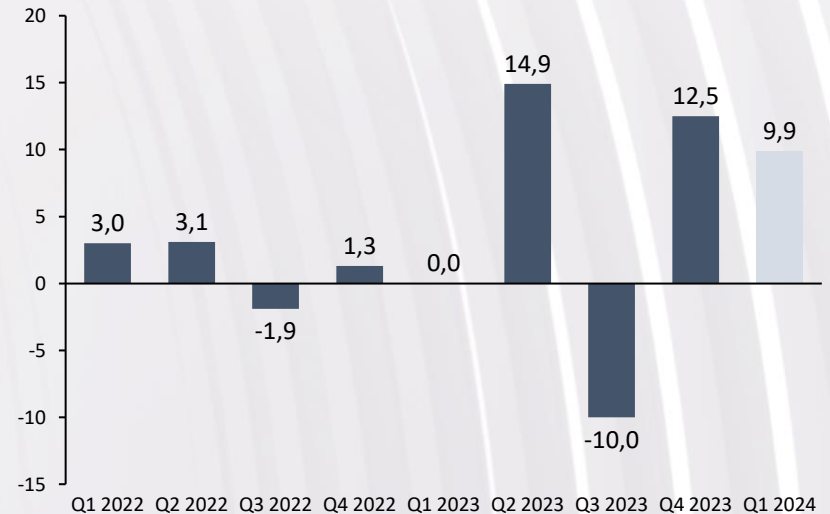
## Revenue development

in million EUR



## EBIT development

in million EUR

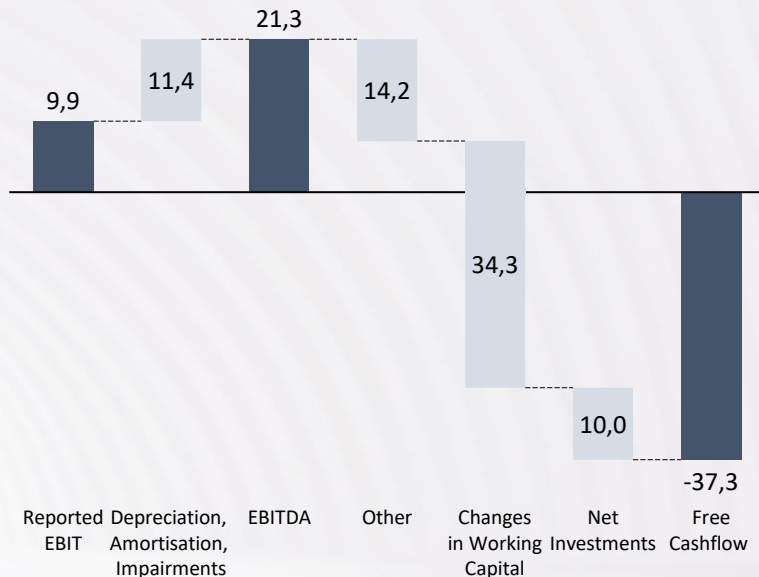


# FREE CASH FLOW

Investment increase due to plant expansion in Croatia

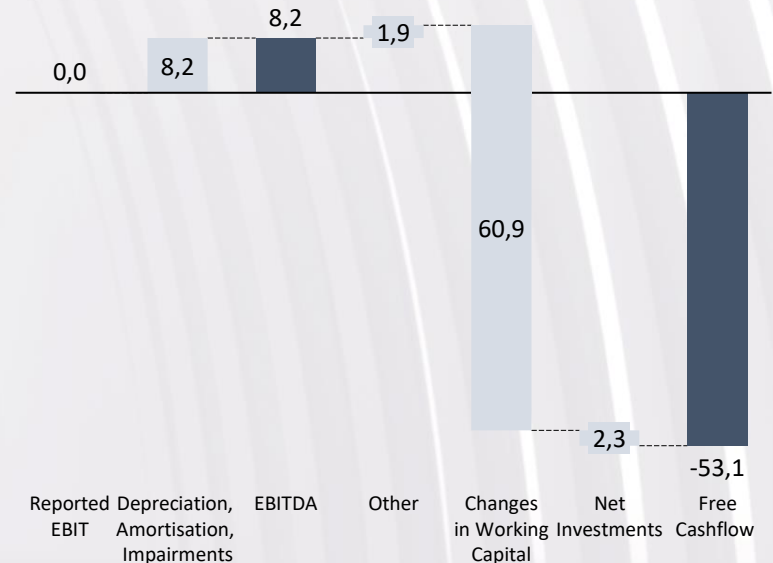
## Free Cashflow Q1 2024

in million EUR



## Free Cashflow Q1 2023

in million EUR

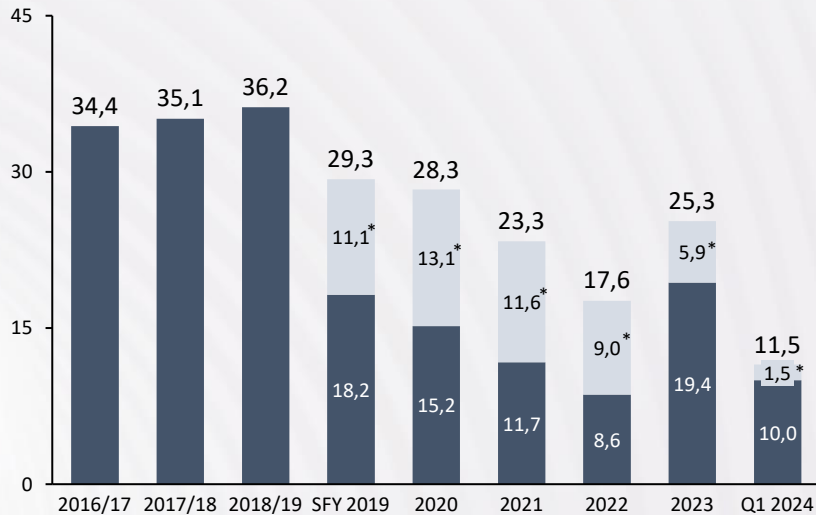


# FINANCIAL STATUS

## Controlled Investments and lower Leverage

### Investments development

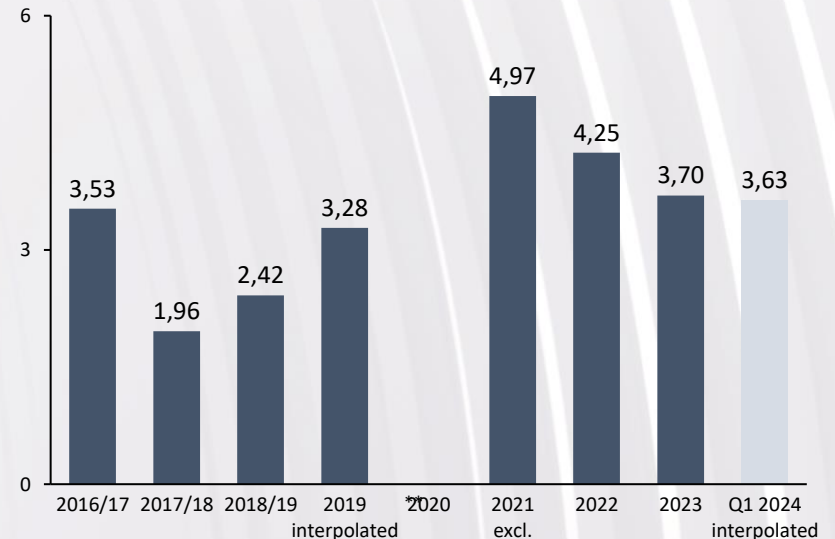
in million EUR



\* Additions contract costs (re-classification since 31.12.2021)

### Leverage (NetDebt/EBITDA) development

Ratio



\*\* Value is based on an extrapolation of EBITDA to twelve months



# OUTLOOK

## STRENGTH THROUGH DIVERSITY



# KEY PRIORITIES 2024

## Outlook

- **Continue Sales growth approx. 10-15 %** and use current momentum in the aerospace industry ramp-up
- **Manage Industry Ramp-up**, further stabilizing supply chains and leveraging the efficiency of trained employees
- **Completion of plant 6 extension in Croatia**, and further work transfers
- **Continuously increase Cash Flow & Profitability**
- **Achieve Leverage Target  $\leq 4,25$**
- Benefit from positive industry development and further **strengthen FACC's market position**

# BACKUP

## DIVISION RESULTS

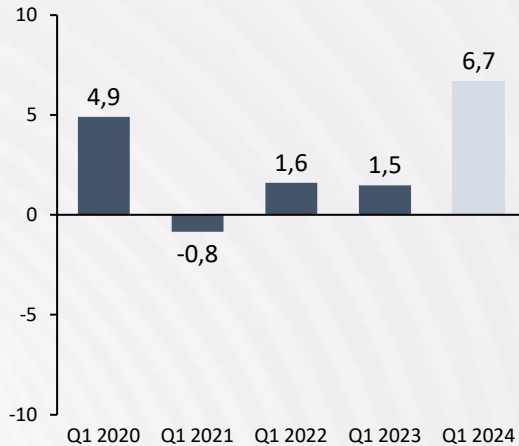


# EBIT DEVELOPMENT DIVISIONS

All business segments grow in line with the market [YTD]

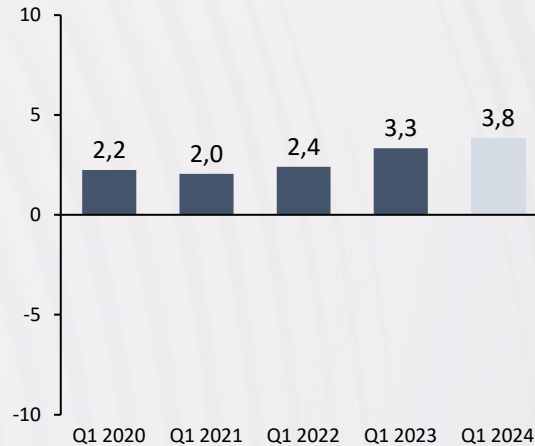
## Aerostructures

EBIT in million EUR



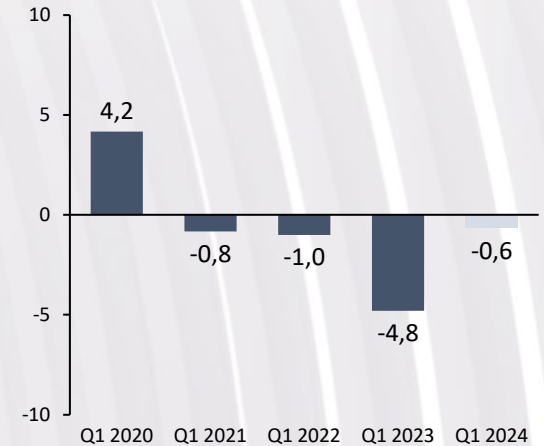
## Engines & Nacelles

EBIT in million EUR



## Interiors

EBIT in million EUR



THANK YOU!



# DISCLAIMER

- This document contains forward-looking statements. Words such as 'outlook', 'believe', 'intend', 'anticipate', 'plan', 'expect', 'objective', 'goal', 'estimate', 'may', 'will' and similar expressions often identify these forward-looking statements.
- Forward-looking statements are subject to future events, risks and uncertainties - currently known or unknown. Actual results, performance or events may therefore differ materially from those expressed or implied in these forward-looking statements.
- Neither FACC nor any other person assumes responsibility for the accuracy or completeness of any forward-looking statements. FACC will not update these forward-looking statements in order to reflect changes to facts, assumptions or expectations.
- This document or statements related to it do not constitute an offer, recommendation or invitation to purchase or sell securities of FACC.